



LET'S GET STARTED WITH LMS

Remote learning for students at LCS

INTRODUCTION

- **You will be using the LMS feature of Renweb for receiving your content and instructions from your teacher.**
- **You will access LMS by going to [Lms.renweb.com](https://lms.renweb.com). There you will enter:**

Example for Elementary:

District code: Lub-tx

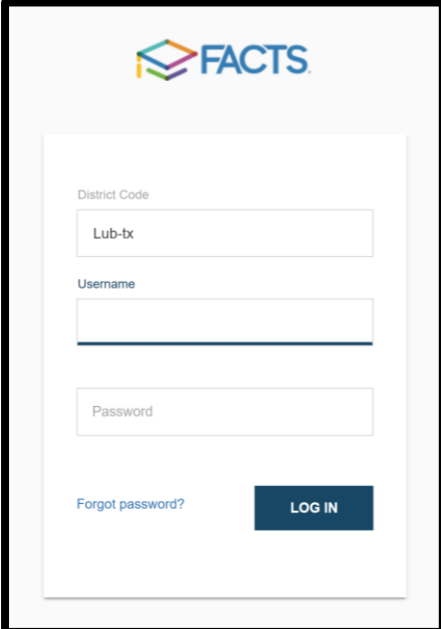
Username: firstname.lastname@eagles.lubbockchristian.org)

Example: judy.zahn@eagles.lubbockchristian.org

Password: (upper case)first and last initials with birthday in numbers (no spaces)and an !

Example: JZ02291960!

Note: Elementary and Secondary logins are different. Secondary on next slide.

A screenshot of the FACTS login page. At the top is the FACTS logo, which consists of a colorful geometric icon followed by the word "FACTS" in blue. Below the logo is a white login form with a light gray border. The form contains three input fields: "District Code" with the text "Lub-tx" entered, "Username" which is empty, and "Password" which is empty. Below the "District Code" field is a "Forgot password?" link. At the bottom right of the form is a blue "LOG IN" button.

- **Example fo Secondary:**

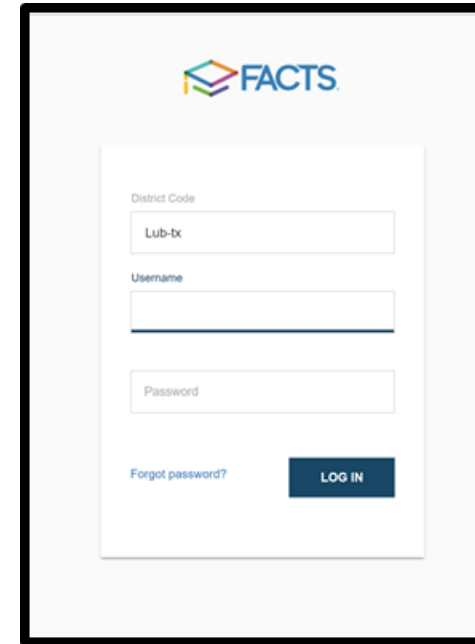
- District code: lub-tx

- Username: your eagles' login

(ex – glenda.kitten@eagles.lubbockchristian.org)

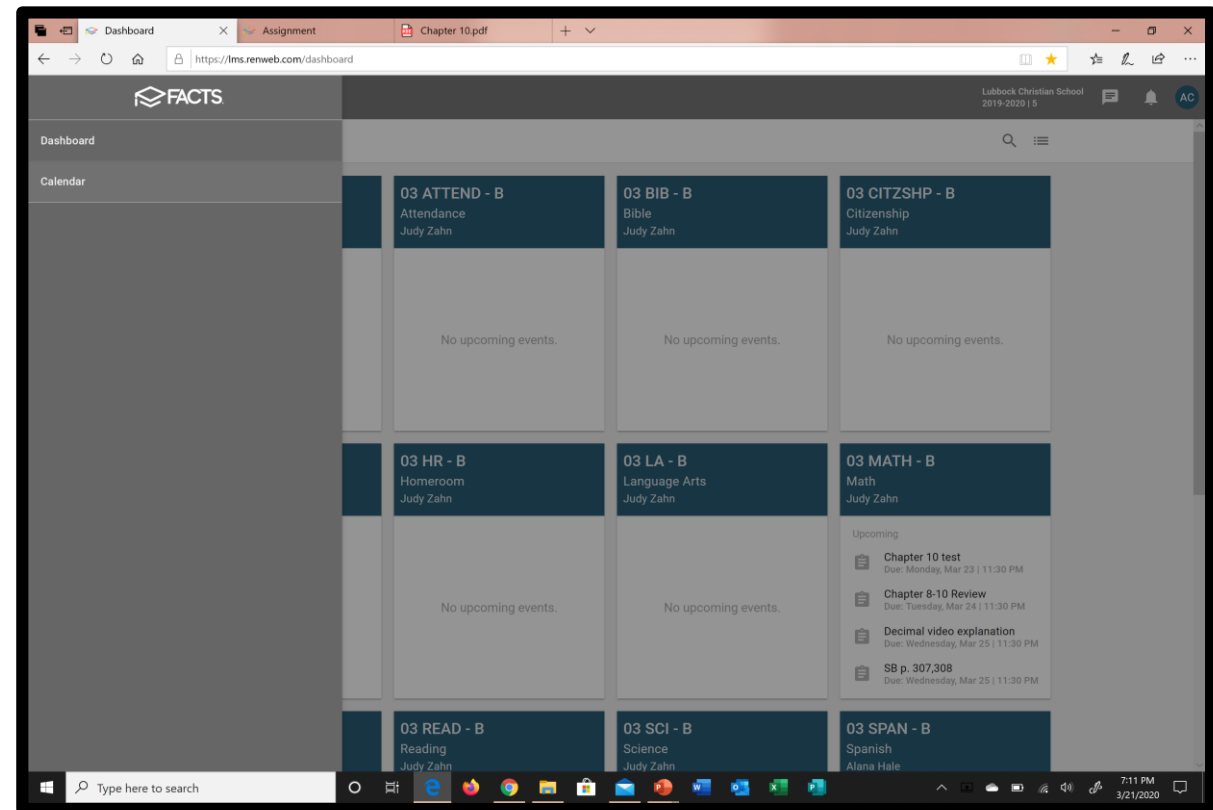
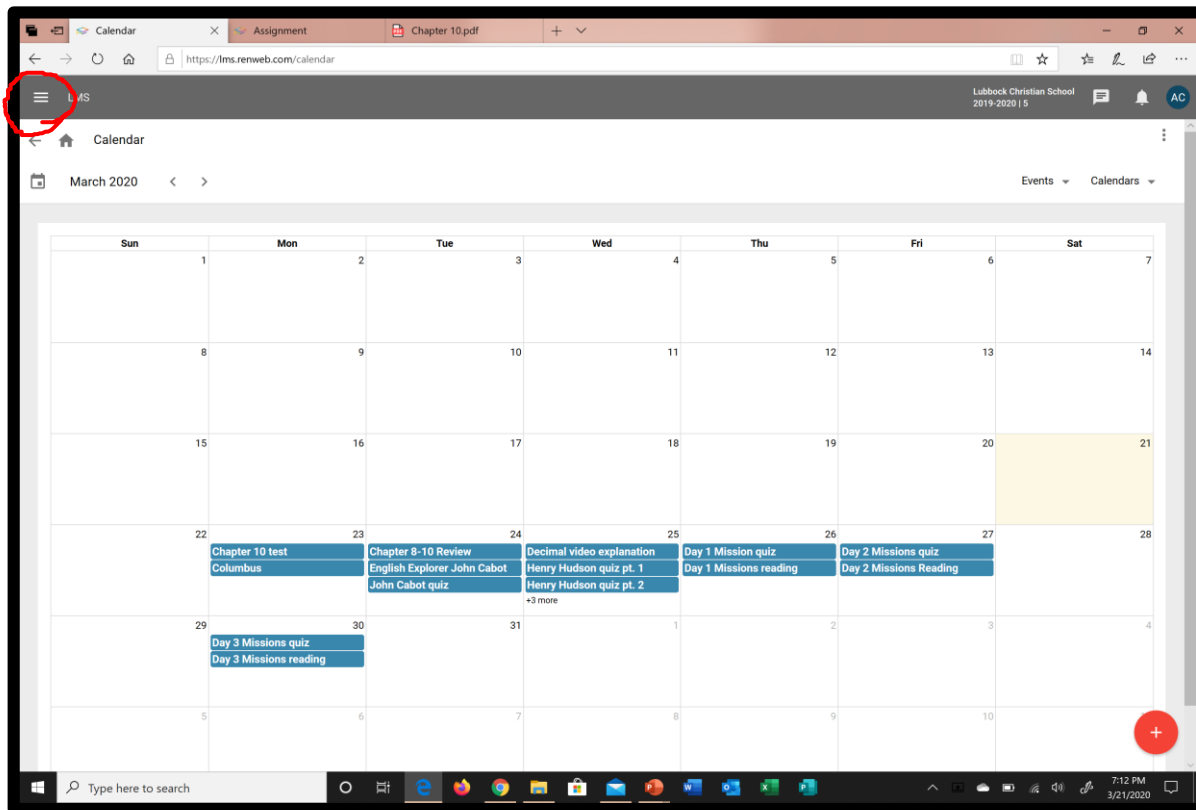
- Password: eagles login password (should be 3 letters (first capitalized) and then 5 numbers)

- Secondary students will now be able to use their eagles' logins for: Office 365, lms.renweb, and it will be their school email. (This is also the same logins for the computers at LCS.)

A screenshot of a web login interface for 'FACTS'. At the top is the 'FACTS' logo, which consists of a colorful geometric icon followed by the word 'FACTS' in blue. Below the logo is a white rectangular form with a thin border. Inside the form, there are three input fields: the first is labeled 'District Code' and contains the text 'Lub-tx'; the second is labeled 'Username' and is empty; the third is labeled 'Password' and is empty. Below the password field, there is a link that says 'Forgot password?' and a dark blue button with the text 'LOG IN' in white capital letters.

CLASSES

- Once you are logged in, the classes in which you are enrolled are shown.
- You may look at your assignments either by calendar or by dashboard



CLASSES

- Once you see your classes, click on the first class in which you would like to begin. Click on every class to see what is posted there.

- You will see 3 categories:

Class Calendar, Class Wall and Unit (topics)

Lubbock Christian
2019-2020 | 5

No upcoming events.	No upcoming events.	No upcoming events.	No upcoming events.
03 COMP - B Computer Becky Eineichner	03 HR - B Homeroom Judy Zahn	03 LA - B Language Arts Judy Zahn	03 MATH - B Math Judy Zahn
No upcoming events.	No upcoming events.	No upcoming events.	Upcoming Chapter 10 test Due: Monday, Mar 23 11:30 PM Chapter 8-10 Review Due: Tuesday, Mar 24 11:30 PM Decimal video explanation Due: Wednesday, Mar 25 11:30 PM SB p. 307,308 Due: Wednesday, Mar 25 11:30 PM
03 PE - B PE Christina Watts	03 READ - B Reading Judy Zahn	03 SCI - B Science Judy Zahn	03 SPAN - B Spanish Alana Hale
No upcoming events.	Upcoming Columbus Due: Monday, Mar 23 11:30 PM	No upcoming events.	No upcoming events.

Math (03 MATH - B)

Class Calendar

March 22, 2020 - March 28, 2020

- Chapter 10 test
Due: Monday, Mar 23 | 11:30 PM
- Chapter 8-10 Review
Due: Tuesday, Mar 24 | 11:30 PM
- Decimal video explanation
Due: Wednesday, Mar 25 | 11:30 PM
- SB p. 307,308
Due: Wednesday, Mar 25 | 11:30 PM

[PREV](#) [NEXT](#)

Class Wall

AC Post to the Class Wall

[POST](#)

No one has posted to the Class Wall.

- Chapter 10 test and Review
- Chapter 11- Decimals





CALENDAR

- Here you can see when your assignments are due.

Math (03 MATH - B)


Class Calendar


March 22, 2020 - March 28, 2020

-  **Chapter 10 test**
Due: Monday, Mar 23 | 11:30 PM
-  **Chapter 8-10 Review**
Due: Tuesday, Mar 24 | 11:30 PM
-  **Decimal video explanation**
Due: Wednesday, Mar 25 | 11:30 PM
-  **SB p. 307,308**
Due: Wednesday, Mar 25 | 11:30 PM


[PREV](#) [NEXT](#)


Class Wall

 AC

 [POST](#)

No one has posted to the Class Wall.

 Chapter 10 test and Review

 Chapter 11- Decimals

CLASS WALL

- Here you may ask questions, make comments, attach documents or activities, and receive instructions on what to do next in the class.

Math (03 MATH - B)

Class Calendar

March 22, 2020 - March 28, 2020

- Chapter 10 test**
Due: Monday, Mar 23 | 11:30 PM
- Chapter 8-10 Review**
Due: Tuesday, Mar 24 | 11:30 PM
- Decimal video explanation**
Due: Wednesday, Mar 25 | 11:30 PM
- SB p. 307,308**
Due: Wednesday, Mar 25 | 11:30 PM

[PREV](#) [NEXT](#)

Class Wall

Post to the Class Wall

[POST](#)

No one has posted to the Class Wall.

Chapter 10 test and Review

Chapter 11- Decimals

UNITS AND TOPICS

- Here you can see Units and Topics over your classes. Be sure to explore and read all instructions and due dates.

The screenshot displays a dashboard for a math class titled "Math (03 MATH - B)". It is divided into three main sections:

- Class Calendar:** Shows dates from March 22, 2020, to March 28, 2020. It lists four items: "Chapter 10 test" (due Monday, Mar 23 | 11:30 PM), "Chapter 8-10 Review" (due Tuesday, Mar 24 | 11:30 PM), "Decimal video explanation" (due Wednesday, Mar 25 | 11:30 PM), and "SB p. 307,308" (due Wednesday, Mar 25 | 11:30 PM). Navigation links "PREV" and "NEXT" are at the bottom.
- Class Wall:** Features a "Post to the Class Wall" input field with a user icon labeled "AC", a paperclip icon for attachments, and a "POST" button. Below the input, it states "No one has posted to the Class Wall."
- Units and Topics:** A list on the right side containing "Chapter 10 test and Review" and "Chapter 11- Decimals". This section is circled in red.

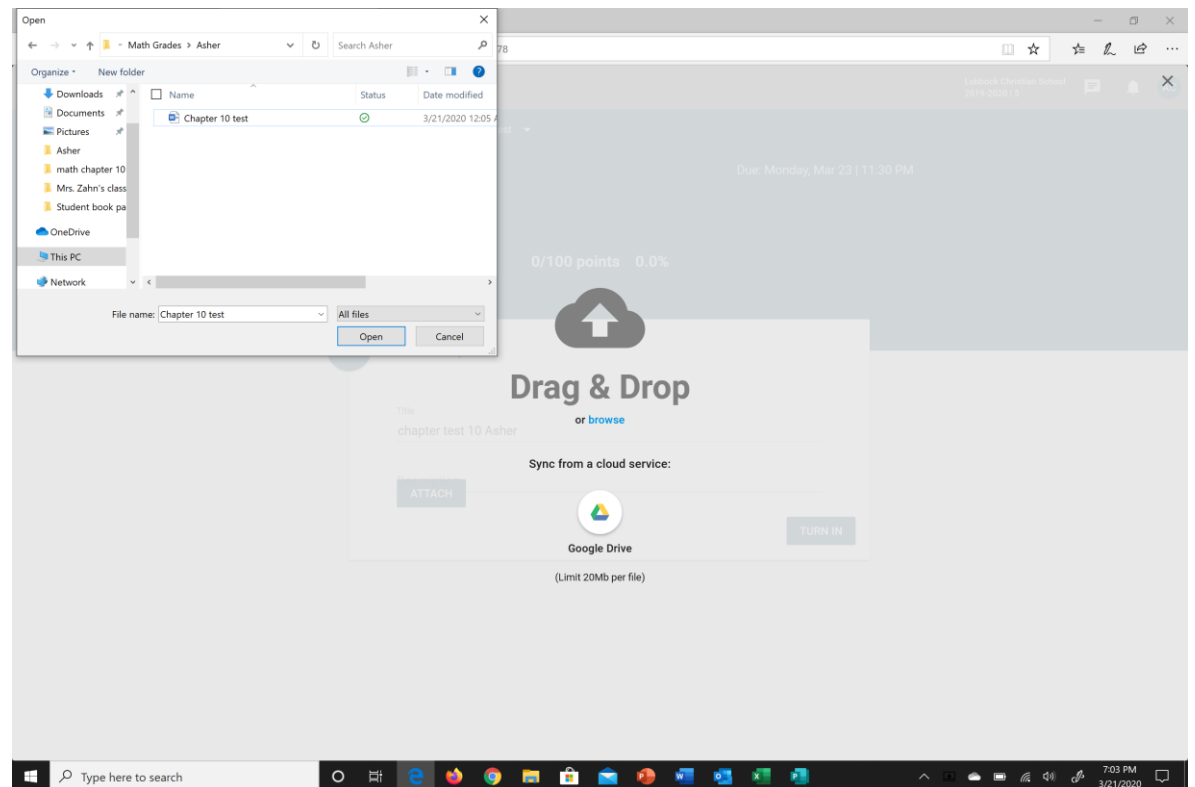
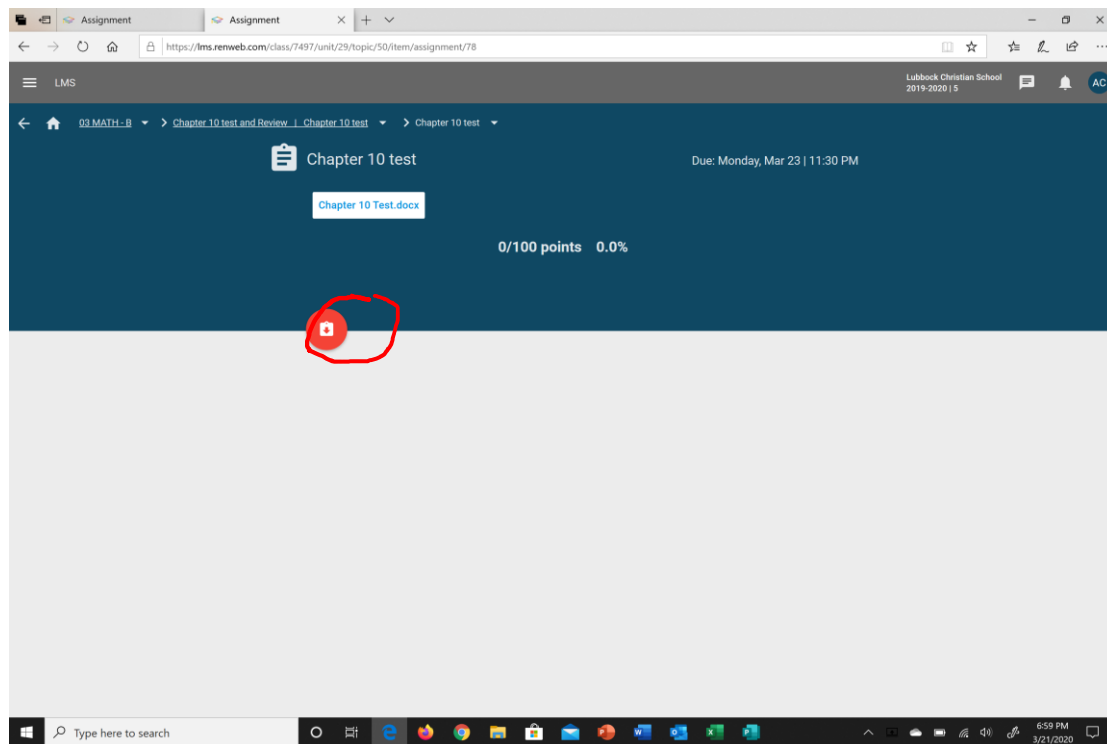
ASSIGNMENTS, DISCUSSIONS, QUIZZES OR ANNOUNCEMENTS

- Here, you will find assignments, discussions, quizzes, or even announcements.
- Please pay attention to all due dates and how to send assignments back to your teacher.
- It will be important to check all classes every day for new information.
- It will also be important to stay in contact with your teacher through LMS and other resources available. Self-motivation will be extremely important during this time of remote learning.

The screenshot displays a Learning Management System (LMS) interface with three main sections:

- Class Calendar:** Shows a date range from March 22, 2020, to March 28, 2020. It lists four items:
 - Chapter 10 test** (Due: Monday, Mar 23 | 11:30 PM)
 - Chapter 8-10 Review** (Due: Tuesday, Mar 24 | 11:30 PM)
 - Decimal video explanation** (Due: Wednesday, Mar 25 | 11:30 PM)
 - SB p. 307,308** (Due: Wednesday, Mar 25 | 11:30 PM)Navigation links for **PREV** and **NEXT** are at the bottom.
- Class Wall:** Features a post by user **AC** with the text "Hello Mrs. Zahn" and a "POST" button. Below the post area, it states "No one has posted to the Class Wall."
- Assignments List:** A vertical list of items with icons and dates:
 - Chapter 10 test and Review** (Mar 23 - Mar 24)
 - Chapter 10 test** (Mar 23 - Mar 23)
 - Chapter 8-10 Review**
 - Chapter 11- Decimals** (Mar 25 - Apr 3)
 - Decimals- tenths and hundredths (video)**
 - 11-1 lesson**

- Here is where you will be able to attach your documents (homework) and send back to your teacher through LMS. You will need to save your document on the computer desktop, on Onedrive, in a file, or on a flash drive.



- Once you have attached your file, you will return here.

